

Volume Booster YT-300 / YT-305 / YT-310 / YT-315 / YT-320 / YT-325

Product Number: YT-300 / YT-305 / YT-310 / YT-315 / YT-320/YT-325 □ □ (specify your requirement)

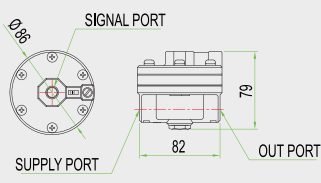
Model	Connection Type*	Ambient Temp
YT-300, YT-305	P PT	1 -20~70°C
YT-310, YT-315	N NPT	2 -20~120°C
YT-320, YT-325		3 -40~70°C

* YT-305, 310, 315, 325 is available for NPT connection type ONLY.

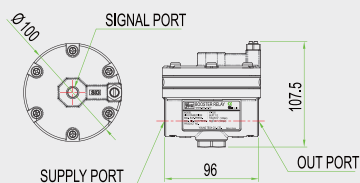
SIL3



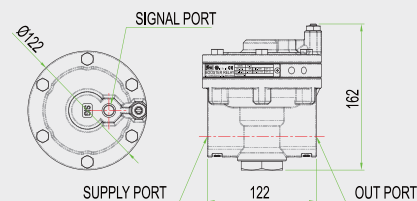
Item · Type	YT-300 YT-305	YT-320 YT-325	YT-310 YT-315			
Max. Supply Pressure	1MPa (10bar)					
Max.Signal/Output Pressure	0.7MPa (7bar)					
Signal/Output Pressure Ratio	1 : 1					
Flow Capacity (Cv)	exhaust	1.02	2.32	4.98		
	output	0.86	1.78	3.85		
Supply/Output Connection	PT(NPT)1/4	NPT 1/2	NPT 3/4			
Signal Connection	PT (NPT) 1/4		NPT1/4			
Linearity	±1% F.S.					
Ambient Temp.	-20°C ~ 70°C (-4 ~158°F)					
Material	YT-300, YT-320, YT-310					
	Aluminum Diecasting					
Weight	YT-305, YT-325, YT-315					
	Stainless Steel 316					
Weight	YT-300	YT-320	YT-310	0.5kg (1.1lb)	0.76kg (1.7lb)	2.3kg (5.1lb)
	YT-305	YT-325	YT-315	1.3kg (2.9lb)	1.9kg (4.2lb)	5Kg (11lb)



YT-300/305



YT-320/325



YT-310/315

Volume booster YT-300, YT-310 and YT-320 boost the valve function's reaction speed by providing large air flow rate to actuator.

- Improves speed of valve movement
- Improves stability with by-pass control
- Reacts to sudden change in supply pressure
- Fixed deadband due to the seat-to-seat type of supply and exhaust pressure