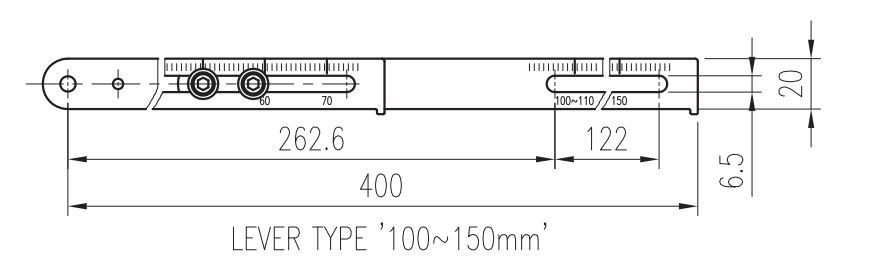
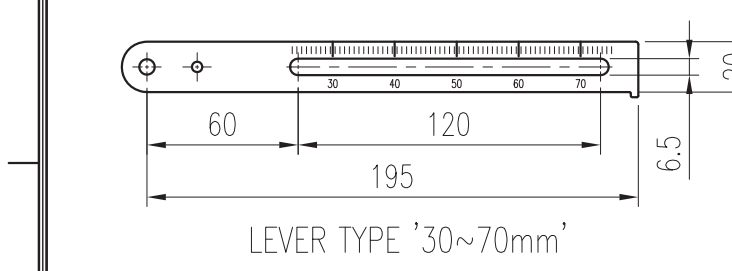
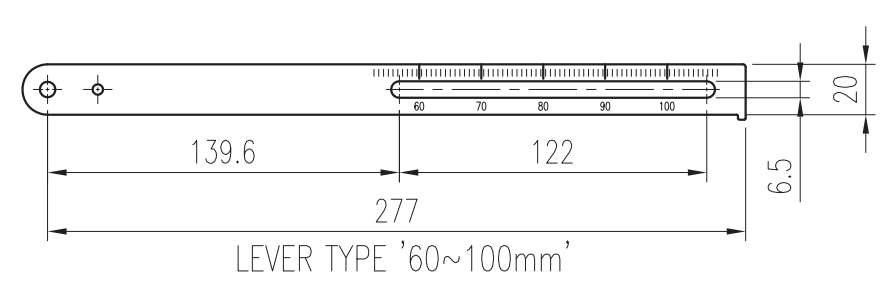
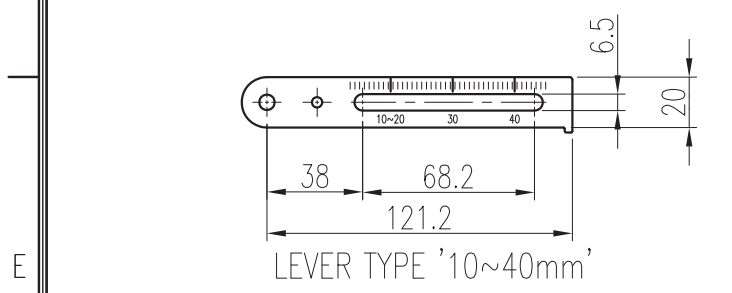
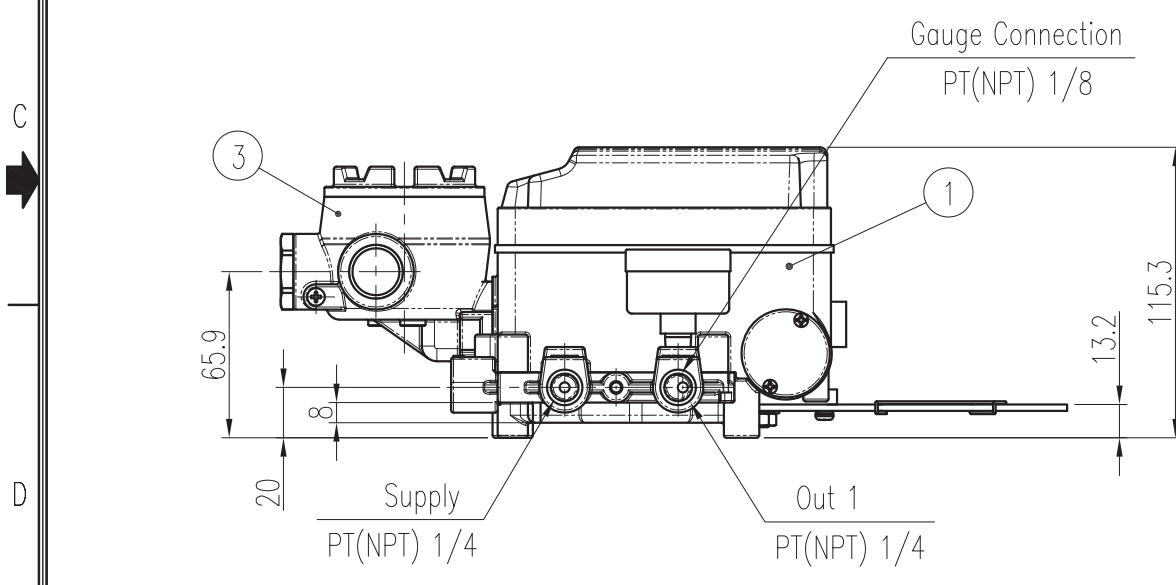
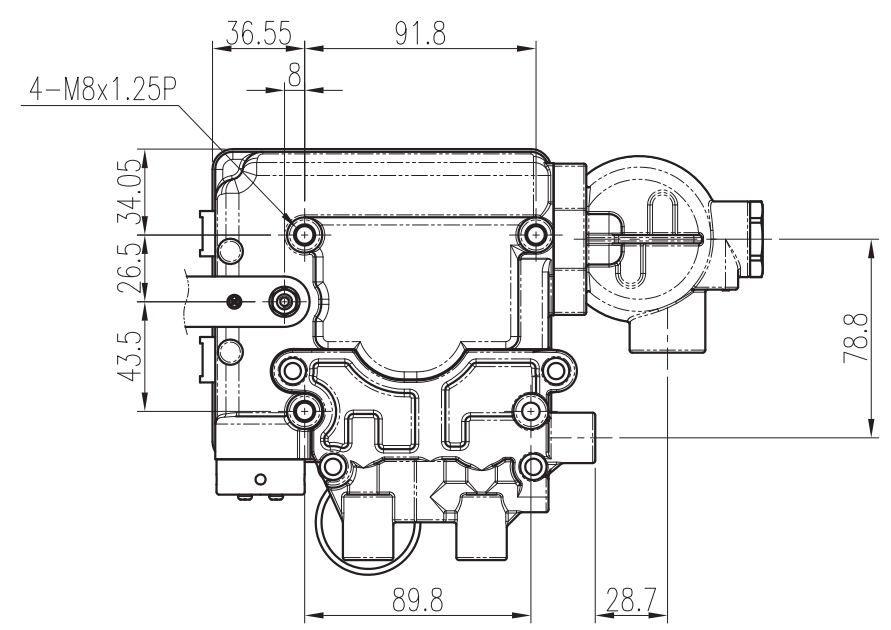
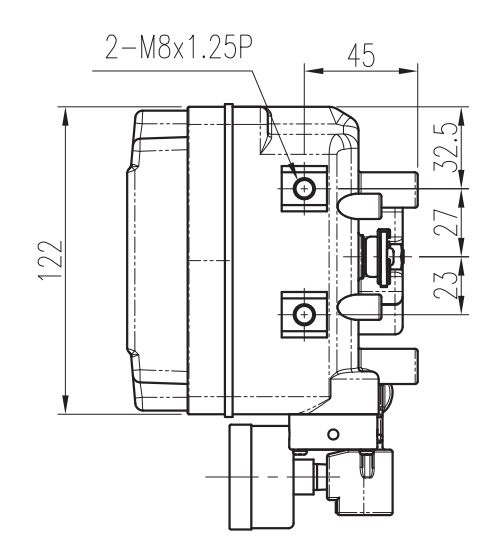
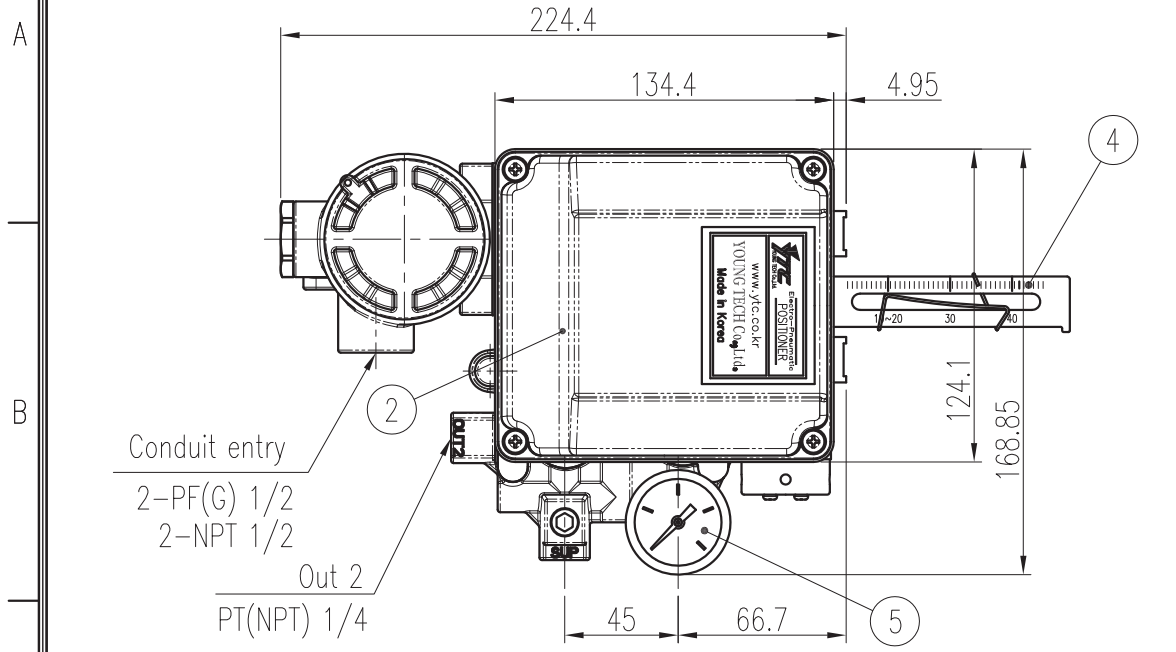


REV.NO.	REVISION DESCRIPTION	DRAWN / DATE	REVIEWED / DATE	APPROVED / DATE
△	DRAWING ARRANGEMENT	HSS/090223	KCH/090223	LYH/090223
△	DRAWING ARRANGEMENT	LJS/110416	KCH/110416	LYH/110416



SPECIFICATIONS

Applicable Fluid	Air		Air Connection	PT(NPT) 1/4
Acting Type	<input type="checkbox"/> Single	<input type="checkbox"/> Double	Gauge Connection	PT(NPT) 1/8
Input Signal	4 ~ 20 mA DC		Conduit entry	PF 1/2 (G 1/2), NPT 1/2
Impedance	250±15 Ω		Explosion Proof	<input type="checkbox"/> Ex dm IIB T5 <input type="checkbox"/> Non-Explosion
Supply Pressure	0.14~0.7MPa (1.4~7bar)		Air Consumption	< 3 LPM (Sup.=0.14MPa, 1.4bar)
Stroke	10 ~ 150mm		Flow Capacity	> 80 LPM (Sup.=0.14MPa, 1.4bar)
Pressure Gauge	<input type="checkbox"/> 0.4MPa	<input type="checkbox"/> 0.8MPa	Protection	IP66
Linearity	±1.0% F.S.	±2.0% F.S.	Weight	5.7kg (12.6lb)
Hysteresis	±1.0% F.S.		Lever Type	<input type="checkbox"/> 10~40mm <input type="checkbox"/> 30~70mm <input type="checkbox"/> 60~100mm <input type="checkbox"/> 100~150mm
Sensitivity	±0.2% F.S.	±0.5% F.S.	Material	STS 316 (Stainless Steel)
Repeatability	±0.5% F.S.			
Ambient Temp	Operation	-20°C ~ 70°C (-4 ~ 158°F)		
	Explosion	-20°C ~ 60°C (-4 ~ 140°F)		

5	PRESSURE GAUGE	STS304	1	
4	FEEDBACK LEVER	STS316	1	
3	JUNCTION BOX	STS316	1	
2	COVER BASE	STS316	1	
1	BODY BASE	STS316	1	
NO.	PART NAME	MATERIAL	Q'TY	REMARK
				PROJECT NAME

SURFACE TEXTURE	PRODUCT NAME	YTC YOUNG TECH CO., LTD. SEOUL, KOREA	
FINISH TREATMENT	MODEL	E/P POSITIONER YT-1050L	
MATERIAL	PROJECTION	SCALE	TITLE
OTHERWISE NOTE	GENERAL TOLERANCE	3rd	ELECTRO PNEUMATIC LINEAR POSITIONER ASS'Y DWG (STANDARD)
	QUANTITY	1 / 3	DRAWING NO.
	SHEET No.	1 / 1	YT-1050L STANDARD
			REV. 1